

4

3

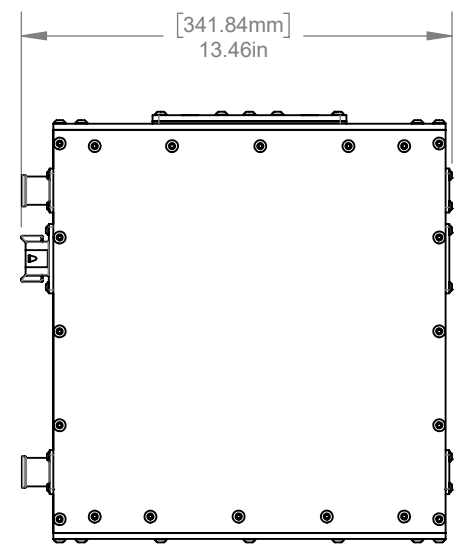
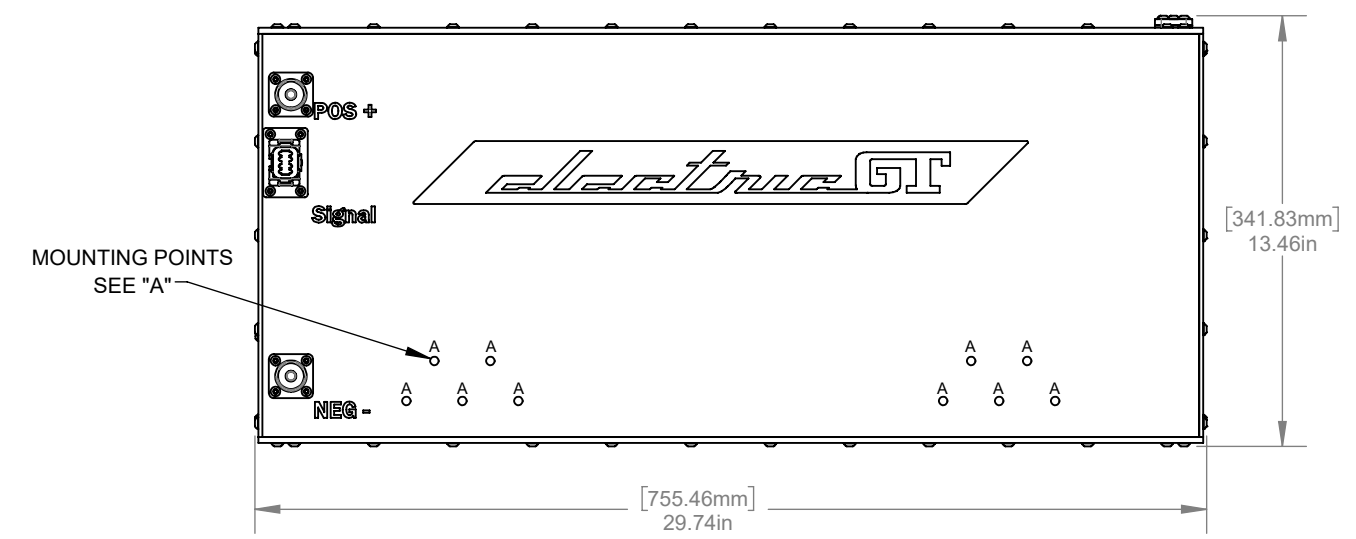
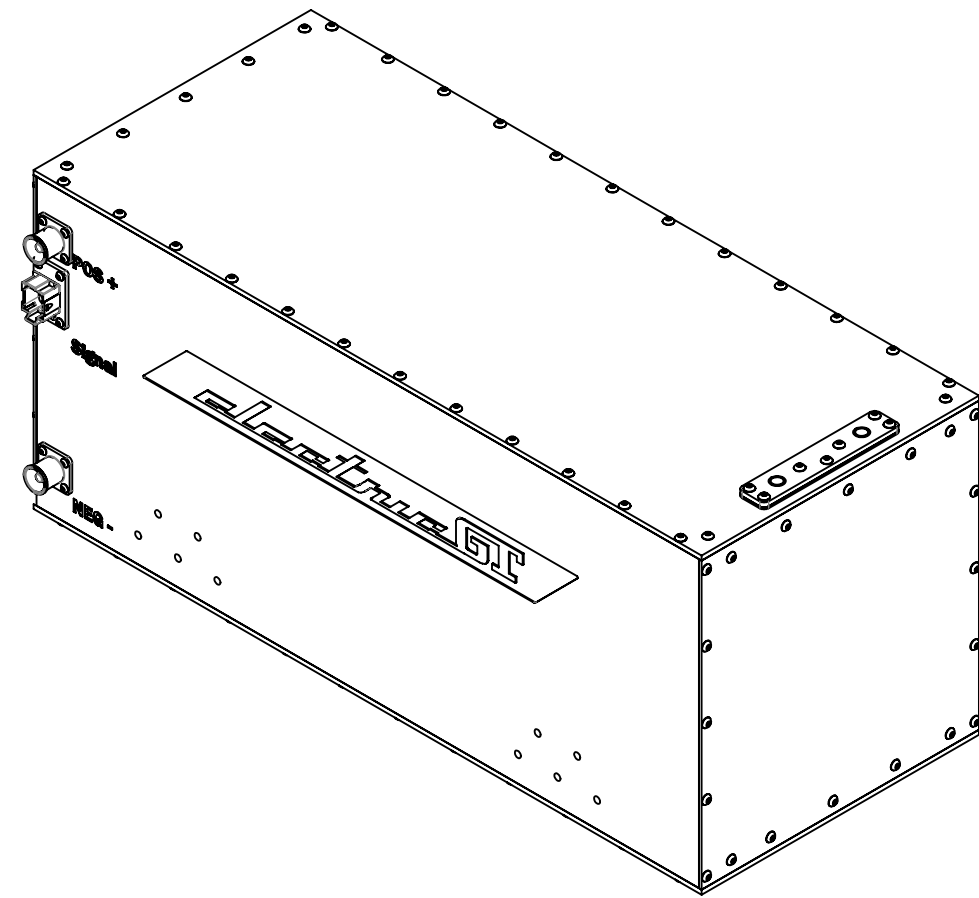
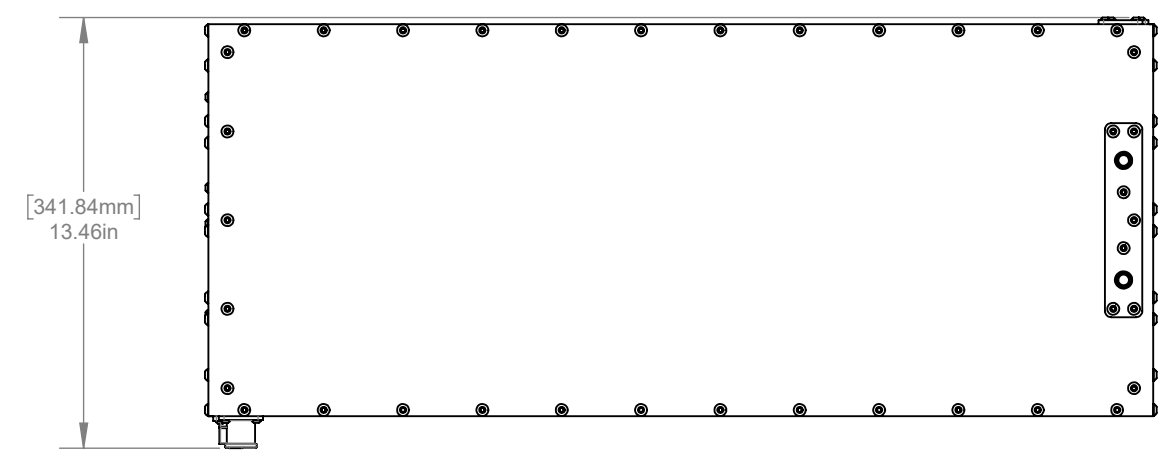
2

1

NOTES:

- 1. MIND CLEARANCE FOR TOOL ACCESS WHEN MOUNTING.

REVISION HISTORY			
REV	DESCRIPTION	DATE	APPROVED
1	PRODUCTION RELEASE		B. WINBERG



ITEM #	QTY	MATERIAL DESCRIPTION	NOTES
1	1		

UNLESS OTHERWISE SPECIFIED DIMENSIONS ARE IN INCHES.
 TOLERANCES ARE:

DECIMALS	ANGLES	SURFACE FINISH
.X ± .1	± .5°	√ 125
.XX ± .03		
.XXX ± .010		

PROPRIETARY AND CONFIDENTIAL

THE INFORMATION CONTAINED IN THIS DRAWING IS THE SOLE PROPERTY OF ELECTRIC GT. ANY REPRODUCTION IN PART OR AS A WHOLE WITHOUT THE WRITTEN PERMISSION OF ELECTRIC GT IS PROHIBITED.

15841 GRAHAM ST
 HUNTINGTON BEACH, CA 92649

PREPARED BY EDUARDO RUBIO	DATE 11/12/2021
ENGINEER PETER DOWNWARD	DATE 7/2/2021

DIMENSIONING AND TOLERANCING PER ASME Y14.5M
 APPLY AFTER PROCESSING.

THIRD ANGLE PROJECTION

**EGT TESLA
 4 MODULE DIY BOX V2**

SIZE B	DWG NO EGT-1114-A	REV 1
-----------	----------------------	----------

SCALE: 1:6 DO NOT SCALE DRAWING SHEET 1 OF 1

4

3

2

1