

4

3

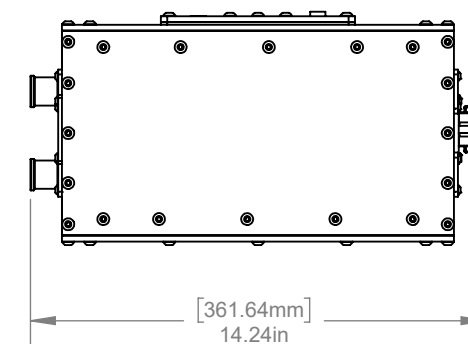

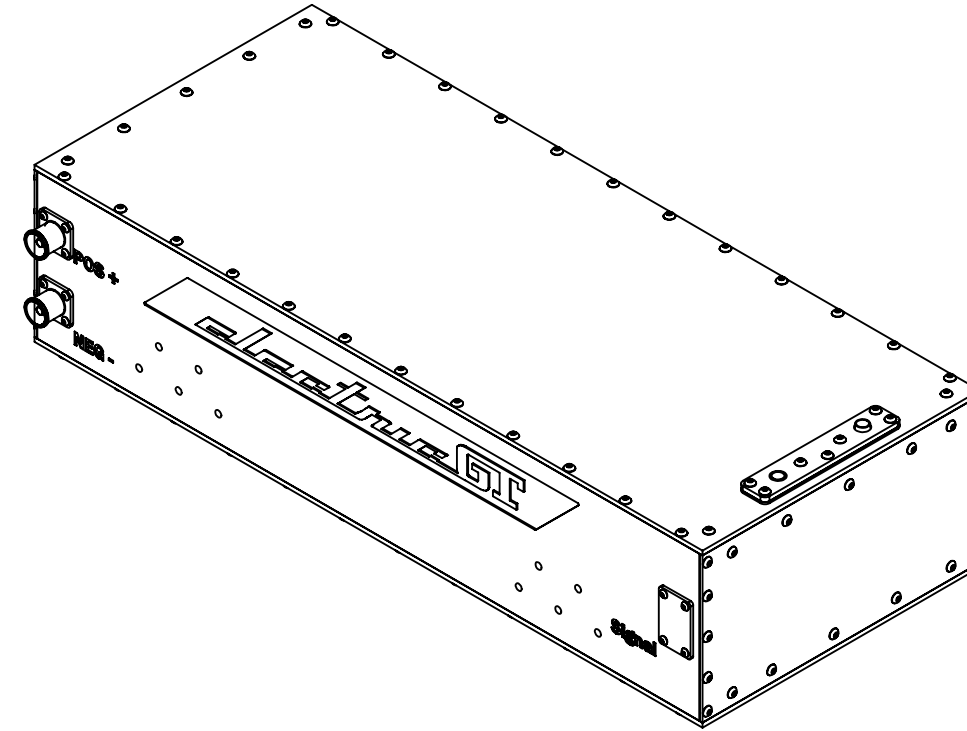
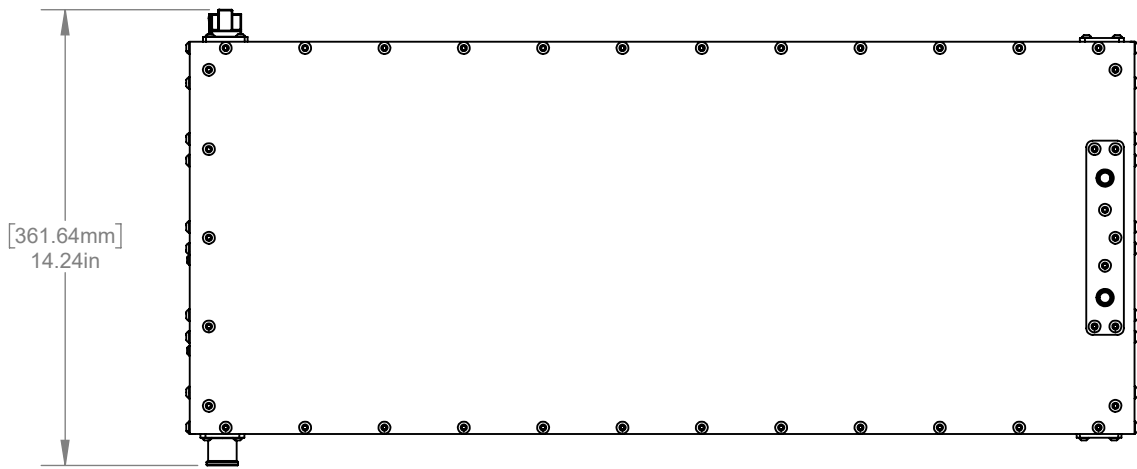
2

1

NOTES:

- 1. MIND CLEARANCE FOR TOOL ACCESS WHEN MOUNTING.

REVISION HISTORY			
REV	DESCRIPTION	DATE	APPROVED
1	PRODUCTION RELEASE		B. WINBERG



UNLESS OTHERWISE SPECIFIED DIMENSIONS ARE IN INCHES.  
TOLERANCES ARE:

DECIMALS	ANGLES	SURFACE FINISH
.X ± .1	± .5°	√ 125
.XX ± .03		
.XXX ± .010		

PROPRIETARY AND CONFIDENTIAL

THE INFORMATION CONTAINED IN THIS DRAWING IS THE SOLE PROPERTY OF ELECTRIC GT. ANY REPRODUCTION IN PART OR AS A WHOLE WITHOUT THE WRITTEN PERMISSION OF ELECTRIC GT IS PROHIBITED.

15841 GRAHAM ST HUNTINGTON BEACH, CA 92649	
PREPARED BY EDUARDO RUBIO	DATE 11/12/2021
ENGINEER PETER DOWNWARD	DATE 7/2/2021

DIMENSIONING AND TOLERANCING PER ASME Y14.5M  
APPLY AFTER PROCESSING.

THIRD ANGLE PROJECTION




**EGT TESLA  
2 MODULE DIY BOX V2**

SIZE DWG NO  
**B** **EGT-1120-A**

SCALE: 1:6 DO NOT SCALE DRAWING SHEET 1 OF 1

REV  
**1**

ITEM #	QTY	MATERIAL DESCRIPTION	NOTES
1	1		

4

3

2

1