

4

3

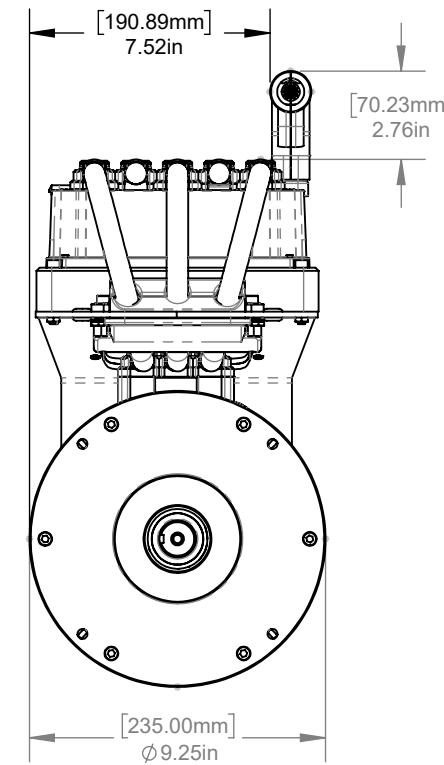
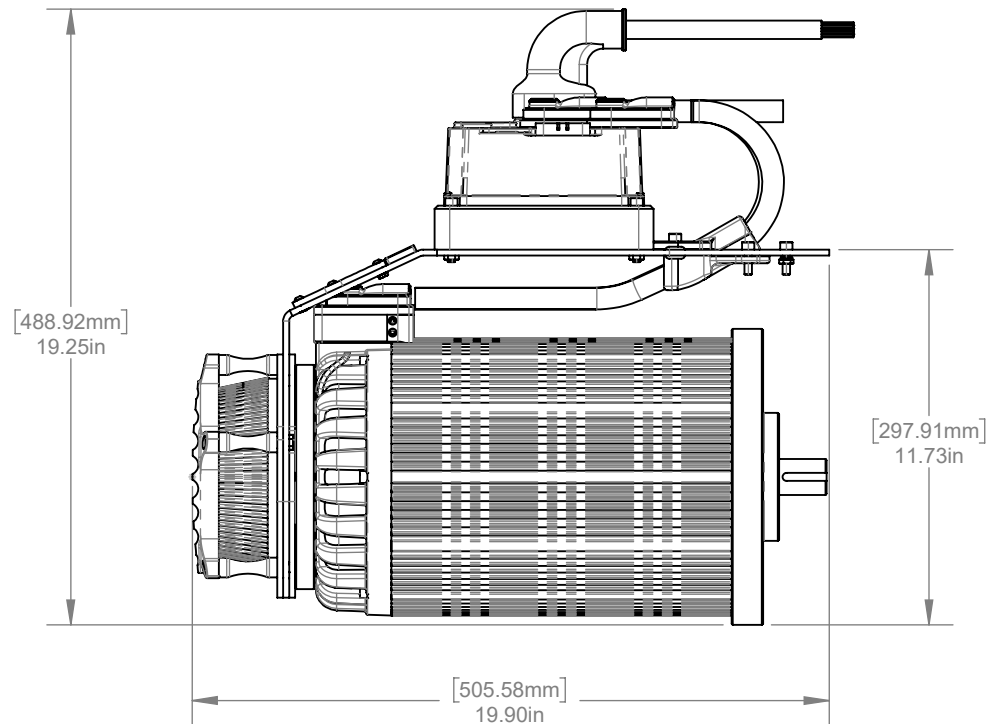
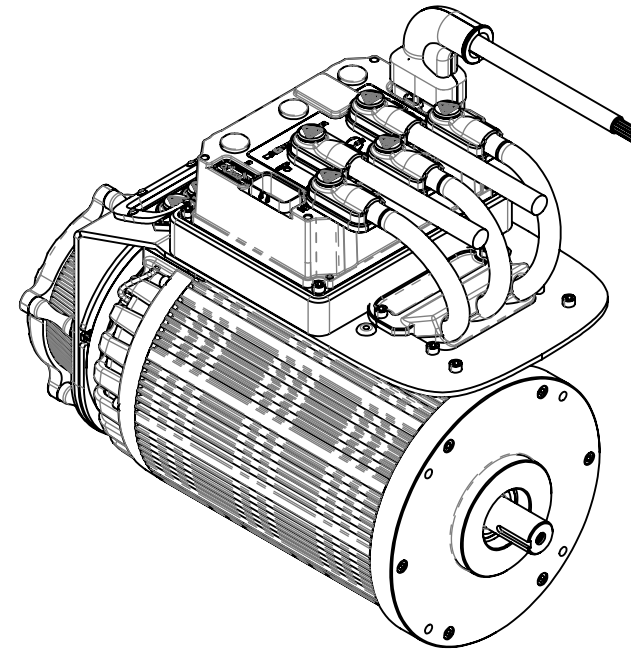
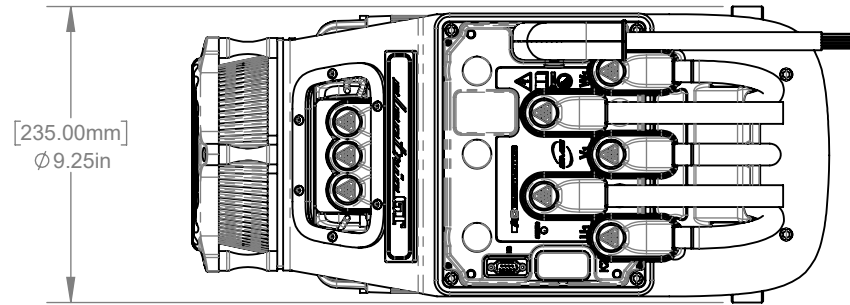
2

1

NOTES:

- 1. MIND CLEARANCE FOR TOOL ACCESS WHEN MOUNTING.
- 2. CONSIDER THE ADDITION OF BELLHOUSING ADAPTER PLATE ON THE MOTOR SHAFT'S SIDE. THE SIZE OF THE ADAPTER VARIES DEPENDING ON APPLICATION.

REVISION HISTORY			
REV	DESCRIPTION	DATE	APPROVED
1	PRODUCTION RELEASE		B. WINBERG



UNLESS OTHERWISE SPECIFIED DIMENSIONS ARE IN INCHES.
TOLERANCES ARE:

DECIMALS	ANGLES	SURFACE FINISH
.X ± .1	±.5°	√ 125
.XX ± .03		
.XXX ± .010		

15841 GRAHAM ST
HUNTINGTON BEACH, CA 92649

PREPARED BY: EDUARDO RUBIO
ENGINEER

DATE: 11/12/2021



**EGT 173 SYSTEM
HYPER 9 MOTOR
WITH SHELF KIT**

PROPRIETARY AND CONFIDENTIAL

THE INFORMATION CONTAINED IN THIS DRAWING IS THE SOLE PROPERTY OF ELECTRIC GT. ANY REPRODUCTION IN PART OR AS A WHOLE WITHOUT THE WRITTEN PERMISSION OF ELECTRIC GT IS PROHIBITED.

DIMENSIONING AND TOLERANCING PER ASME Y14.5M
APPLY AFTER PROCESSING.



SIZE: DWG NO: **B** TITLE: -
SCALE: 1:6 DO NOT SCALE DRAWING SHEET 1 OF 1

ITEM #	QTY	MATERIAL DESCRIPTION	NOTES
1	1		

4

3

2

1